

Knowledge and Employability Studio

English Language Arts Table of Contents

📄 Teaching Knowledge and Employability English Language Arts

📁 Reading


📁 Genres


















- 📄 Narrative and Non-narrative Texts
- 📄 Understanding Genres
- 📄 Tool: Analyzing My Reading Habits
- 📄 Tool: Expanding My Reading Horizons
- 📄 Tool: Genre Study I
- 📄 Tool: Genre Study II
- 📄 Tool: Genre Study III
- 📄 Self-assessment Checklist: Genre
- 📄 Assessment Checklist: Genre

📁 Reading Strategies





📁 Before Reading Strategies



- 📄 Before Reading Strategies
- 📄 Purpose for Reading
- 📄 Choosing Reading Material
- 📄 Strategies for Making Connections
- 📄 Tool: Making Connections I: Before and After Reading
- 📄 Tool: Making Connections II: Before and After Reading
- 📄 Strategies for Making Predictions
- 📄 Tool: Making Predictions I: Before, During and After Reading
- 📄 Tool: Making Predictions II: Before and After Reading
- 📄 Strategies for Guiding Reading with Questions
- 📄 Tool: Guiding Reading with Questions
- 📄 Tool: Preparing for Reading

 During Reading Strategies






-  During Reading Strategies
-  Strategies for Understanding Vocabulary
-  Understanding Vocabulary I: Pronunciation
-  Understanding Vocabulary II: Pronunciation and Meaning
-  Understanding Vocabulary III: Meaning
-  Understanding Vocabulary IV: Using a Dictionary
-  Strategies for Building Vocabulary
-  Tool: Building Vocabulary I
-  Tool: Building Vocabulary II
-  Tool: Building Vocabulary III
-  Tool: Building Vocabulary IV
-  Tool: Building Vocabulary V
-  Self-assessment Checklist: Vocabulary
-  Assessment Checklist: Vocabulary
-  Monitoring as You Read
-  Tool: Connecting Ideas
-  Strategies for Reading Comprehension

 After Reading Strategies





-  After Reading Strategies
-  Tool: Reflecting on Predictions
-  Tool: Reflecting on Connections
-  Tool: Reflecting on Reading Strategies





-  Self-assessment Checklist: Reading Strategies
-  Assessment Checklist: Reading Strategies

 **Purpose, Main Idea, Message and Perspective**











-  Understanding Purpose and Main Idea
-  Tool: Analyzing Purpose
-  Tool: Evaluating Purpose
-  Tool: Identifying the Main Idea
-  Tool: Evaluating the Main Idea

 **Narrative Texts**









-  Understanding Message
-  Tool: Analyzing the Message
-  Understanding Perspective
-  Tool: Analyzing Perspective

-  Strategies for Reading Narrative Texts
-  Elements of Narrative
-  Tool: Identifying Narrative Elements
-  Tool: Analyzing a Chapter of Narrative Text




 **Plot**

-  Understanding Plot
-  Tool: Plot Summary I
-  Tool: Plot Summary II
-  Tool: Plot Summary III
-  Tool: Plot Summary IV
-  Tool: Plot Summary V
-  Tool: Plot Summary VI
-  Tool: Episodic Plot Summary
-  Tool: Analyzing Plot
-  Tool: Evaluating Plot



 **Characters**









-  Understanding Characters
-  Tool: Character Sketch I
-  Tool: Character Sketch II
-  Tool: Character Sketch III
-  Tool: Categorizing Characters
-  Tool: Identifying Stereotypes
-  Tool: Analyzing Characters
-  Tool: Evaluating Characters

 **Point of View**






-  Understanding Point of View
-  Tool: Identifying Point of View
-  Tool: Analyzing Point of View

 **Non-narrative
Texts**

-  Self-assessment
Checklist: Reading
Comprehension I
-  Assessment
Checklist: Reading
Comprehension I








-  Strategies for
Reading Non-
narrative Texts
-  Strategies for
Finding Information
in Books
-  Tool: Finding
Information I
-  Tool: Finding
Information II
-  Strategies for
Reading Diagrams,
Charts, Graphs and
Tables
-  Tool: Reading
Diagrams, Charts,
Graphs and Tables
-  Self-assessment
Checklist: Reading
Comprehension II
-  Assessment
Checklist: Reading
Comprehension II

 **Poetry**










-  Understanding
Poetry
-  Tool: Analyzing
Poetry I
-  Tool: Analyzing
Poetry II
-  Tool: Analyzing
Poetry III
-  Tool: Analyzing
Poetry IV

		<ul style="list-style-type: none"> ☰ Tool: Responding to Poetry
	<ul style="list-style-type: none"> 📁 Literary Devices 	<ul style="list-style-type: none"> ☰ Understanding Literary Devices ☰ Tool: Analyzing Similes and Metaphors ☰ Tool: Analyzing Literary Devices ☰ Tool: Evaluating Literary Devices
	<ul style="list-style-type: none"> ☰ Tool: Reading Log I ☰ Tool: Reading Log II ☰ Tool: Reading Log III 	
<ul style="list-style-type: none"> 📁 Writing 	<ul style="list-style-type: none"> 📁 Getting Started with Writing 	<ul style="list-style-type: none"> ☰ Strategies for Getting Started with Writing ☰ Tool: Brainstorming for Writing ☰ Journalling ☰ Understanding Form, Purpose and Audience in Writing ☰ Tool: Thinking About Form for Writing ☰ Tool: Thinking About Purpose for Writing ☰ Tool: Thinking About Audience for Writing ☰ Tools for Writing and Editing ☰ Steps for Using a Writing Planner ☰ Tool: Reflecting on My Pre-writing Process




 **Paragraph Writing**


-  Paragraphs
-  Steps for Writing a Paragraph
-  Tool: Paragraph Planner I
-  Tool: Paragraph Planner II
-  Tool: Paragraph Planner III
-  Self-assessment Rubric: Paragraph
-  Assessment Rubric: Paragraph


 **Essay Writing**

-  Essays
-  Steps for Writing an Essay
-  Tool: Essay Planner I
-  Tool: Essay Planner II: Basic Five Paragraph
-  Tool: Essay Planner III: Basic Compare and Contrast
-  Tool: Essay Planner IV: Advanced Five Paragraph
-  Tool: Essay Planner V: Advanced Compare and Contrast
-  Self-assessment Rubric: Essay
-  Assessment Rubric: Essay




 **Report Writing**






-  Reports
-  Steps for Creating a Report
-  Tool: Report Planner

	<ul style="list-style-type: none"> ☰ Self-assessment ☰ Rubric: Report ☰ Assessment Rubric: Report
 Narrative Writing	<ul style="list-style-type: none"> ☰ Narratives ☰ Steps for Creating a Narrative ☰ Tool: Story Planner I ☰ Tool: Story Planner II ☰ Tool: Story Planner III ☰ Tool: Story Planner IV ☰ Tool: Story Planner V ☰ Tool: Story Planner VI ☰ Tool: Character Planner I ☰ Tool: Character Planner II ☰ Tool: Character Planner III ☰ Self-assessment ☰ Rubric: Narrative Text ☰ Assessment Rubric: Narrative Text






 Letters, Résumés and Other Documents	<ul style="list-style-type: none"> ☰ Friendly Letters and Business Letters ☰ Tool: Letter Planner ☰ Self-assessment ☰ Rubric: Letter ☰ Assessment Rubric: Letter ☰ Résumés and Cover Letters ☰ Steps for Writing a Résumé and Cover Letter
---	---




 **Revising and Editing**

-  Tool: Résumé Planner
-  Self-assessment Checklist: Résumé and Cover Letter
-  Assessment Checklist: Résumé and Cover Letter


















-  Understanding Revising and Editing
-  Revising and Editing Your Own Writing
-  Revising and Editing with a Peer
-  Tool: Revision Checklist
-  Tool: Editing Checklist

 **Reflecting on Writing**

-  Reflecting on Writing
-  Tool: Reflecting on Writing Process
-  Tool: Reflecting on Form, Purpose and Audience of Writing
-  Tool: Reflecting on Revisions and Editing
-  Tool: Reflecting on My Writing




-  Self-assessment Checklist: Writing Process
-  Self-assessment Rubric: Writing Mechanics
-  Assessment Checklist: Writing Process

 **Listening**

-  Assessment Rubric:
Writing Mechanics
-  Strategies for
Listening
-  Tool: Preparing for
Listening I
-  Tool: Preparing for
Listening II
-  Tool: Listening for
Main Ideas
-  Tool: Discussion
Notes
-  Understanding
Nonverbal Signs
-  Tool: Analyzing a
Speaker I
-  Tool: Analyzing a
Speaker II
-  Tool: Evaluating a
Speaker I
-  Tool: Evaluating a
Speaker II
-  Tool: Evaluating a
Speaker III
-  Tool: Reflecting on
Listening
-  Self-assessment
Checklist: Listening I
-  Self-assessment
Checklist: Listening II
-  Assessment
Checklist: Listening I
-  Assessment
Checklist: Listening II

 **Viewing**

 **Visual Texts**



















-  Visual Genres
-  Tool: Expanding My
Viewing Horizons
-  Elements of Visual
Texts


- ☰ Strategies for Analyzing and Evaluating Visual Texts
- ☰ Tool: Analyzing Visual Text
- ☰ Tool: Purpose of Visual Text
- ☰ Tool: Audience for Visual Text
- ☰ Tool: Point of View in Visual Text
- ☰ Tool: Perspective in Visual Text
- ☰ Tool: Analyzing Visual Design
- ☰ Understanding Realism and Sensationalism
- ☰ Tool: Realism or Sensationalism I
- ☰ Tool: Realism or Sensationalism II
- ☰ Tool: Stereotypes in Visual Text















Analyzing Types of Visual Texts



- ☰ Tool: Analyzing TV and Movies
- ☰ Tool: Analyzing a Web Site I
- ☰ Tool: Analyzing a Web Site II
- ☰ Tool: Analyzing Graphic Design (static)
- ☰ Tool: Analyzing a Play

	 Graphic Advertising	<ul style="list-style-type: none">  Graphic Advertising  Tool: Analyzing TV Advertising  Tool: Analyzing Online Advertising  Tool: Analyzing Billboard Advertising  Tool: Analyzing Paper Advertising
	<ul style="list-style-type: none">  Self-assessment Checklist: Viewing  Assessment Checklist: Viewing 	
 Verbal and Nonverbal Communications	 Conversational and Public Speaking Skills	<ul style="list-style-type: none">  Strategies for Conversational and Public Speaking  Tool: Analyzing Communication Style  Tool: Preparing for Speaking I  Tool: Preparing for Speaking II  Tool: Reflecting on Speaking
	 Communicating for Specific Purposes	<ul style="list-style-type: none">  Strategies for Communicating for Specific Purposes  Tool: Preparing to Share Ideas

 **Giving and Receiving Feedback**



-  Tool: Preparing to Share an Opinion
-  Tool: Preparing to Share an Interpretation
-  Tool: Preparing to Describe an Experience
-  Storytelling
-  Tool: Preparing to Tell a Story

-  Types of Feedback
-  Steps for Giving Feedback
-  Tool: Preparing to Give Feedback
-  Tool: Preparing to Receive Feedback
-  Tool: Reflecting on Feedback
-  Self-assessment Checklist: Feedback Assessment
-  Checklist: Feedback Assessment




-  Self-assessment Checklist: Communication Assessment
-  Checklist: Communication Assessment
















 **Research**

 **Getting Started with Research**


-  Steps for Getting Started with Research
-  Tool: Brainstorming a Topic























 **Gathering
Information**

-  Tool: Question Organizer I: Five Ws and One H
-  Tool: Question Organizer II: Topics
-  Tool: Reflecting on My Topic




-  Steps for Gathering Information
-  Tool: Finding Sources
-  Finding Sources in the Library
-  Finding Sources on the Internet
-  Tool: Preparing for an Internet Search
-  Conducting an Interview
-  Strategies for Evaluating Information Sources
-  Tool: Evaluating Sources I
-  Tool: Evaluating Sources II
-  Tool: Evaluating Sources III
-  Tool: Evaluating Sources IV: Fact or Opinion
-  Tool: Evaluating Sources V: Reliability and Credibility
-  Tool: Evaluating Sources VI: Perspective, Bias and Prejudice
-  Strategies for Finding Information in Books
-  Tool: Finding Information I





 **Recording
Information**

-  Tool: Finding Information II

-  Recording Bibliographic Information
-  Tool: Record of Sources Used
-  Taking Notes
-  Tool: Note Taking I
-  Tool: Note Taking II
-  Tool: Note Taking III
-  Tool: Note Taking IV
-  Tool: Note Taking V
-  Tool: Note Taking VI
-  Tool: Reflecting on Note-taking
-  Self-assessment
-  Checklist: Note-taking
-  Assessment
-  Checklist: Note-taking
-  Summarizing Information
-  Tool: Information Summary I
-  Tool: Information Summary II
-  Tool: Information Summary III
-  Self-assessment
-  Checklist: Information Summary
-  Assessment
-  Checklist: Information Summary












 **Reflecting on Research**

-  Strategies for Reflecting on Research
-  Tool: Reflecting on Research
-  Tool: Reflecting on Research Process








-  Self-assessment Checklist: Research Process
-  Self-assessment Rubric: Research Report
-  Assessment Checklist: Research Process
-  Assessment Rubric: Research Report











 **Representing**

 **Graphic Organizers**

























-  Types of Graphic Organizers
-  Steps for Using Venn Diagrams
-  Tool: Venn Diagram
-  Steps for Using PMI Charts
-  Tool: PMI Chart
-  Steps for Using KWL Charts
-  Tool: KWL Chart
-  Steps for Using Webs
-  Tool: Web I
-  Tool: Web II
-  Steps for Using Cause and Effect Charts

 **Planning a Presentation**

-  Tool: Cause and Effect Chart
-  Steps for Using Flow Charts
-  Tool: Flow Chart I
-  Tool: Flow Chart II
-  Tool: Reflecting on Graphic Organizers
-  Self-assessment Checklist: Graphic Organizers
-  Assessment Checklist: Graphic Organizers

-  Presentations
-  Tool: Thinking About Purpose for Presentations
-  Tool: Thinking About Audience for Presentations
-  Tool: Thinking About Form for Presentations
-  Presentation Standards
-  Tool: Meeting Presentation Standards
-  Software Options
-  Tool: Reflecting on My Presentation
-  Self-assessment Checklist: Presentation
-  Assessment Checklist: Presentation

 **Types of Presentations**

-  Steps for Creating a Report
-  Tool: Report Planner
-  Steps for Creating a Narrative
-  Tool: Story Planner I
-  Tool: Story Planner II
-  Tool: Story Planner III
-  Tool: Story Planner IV
-  Tool: Story Planner V
-  Tool: Story Planner VI
-  Tool: Character Planner I
-  Tool: Character Planner II
-  Tool: Character Planner III
-  Steps for Creating a Poster
-  Tool: Poster Planner
-  Steps for Creating a Collage
-  Tool: Collage Planner
-  Steps for Creating an Advertisement
-  Tool: Advertisement Planner
-  Steps for Creating a Fan-fold Display
-  Tool: Fan-fold Display Planner
-  Steps for Creating a Photo Essay
-  Tool: Photo Essay Planner
-  Steps for Preparing and Giving a Speech
-  Tool: Speech Planner

- ☰ Steps for Creating a Skit
- ☰ Steps for Creating a Role-play
- ☰ Tool: Role-play/Skit Planner
- ☰ Steps for Creating a Video Recording
- ☰ Tool: Video Recording Planner
- ☰ Steps for Creating a Traditional Slide Show
- ☰ Tool: Slide Show Planner I: Traditional Slide Show
- ☰ Steps for Creating a Slide Show Using Presentation Software
- ☰ Tool: Slide Show Planner II: Presentation Software
- ☰ Steps for Creating a Web Site
- ☰ Tool: Web Site Planner






- ☰ Self-assessment Checklist: Independent Project
- ☰ Assessment Checklist: Independent Project
- ☰ Assessment Rubric: Charts or Lists


 **Universal Strategies**











 **Portfolios**

- ☰ Portfolios
- ☰ Self-assessment Checklist: Portfolio















 **Action Plans**

-  Assessment
Checklist: Portfolio
-  Action Plans
-  Tool: Action Plan
Template
-  Evaluating an Action
Plan
-  Tool: Reflecting on
My Action Plan








 **Being a
Successful
Worker**

-  Strategies for Being a
Successful Worker
-  Tool: Being a
Successful Worker I
-  Tool: Being a
Successful Worker II
-  Self-assessment
Checklist: Being a
Successful Worker
-  Self-assessment
Checklist:
Metacognition and
Understanding
-  Self-assessment
Rubric: Class
Participation
-  Assessment
Checklist: Being a
Successful Worker
-  Assessment
Checklist:
Metacognition and
Understanding
-  Assessment Rubric:
Class Participation
-  Assessment Rubric:
Calendars and
Schedules

 **Working in a Group**

-  Strategies for Working in a Group
-  Roles in Group Work
-  Tool: Assigning Group Roles
-  Tool: Preparing for Group Work
-  Tool: Reflecting on Group Work I
-  Tool: Reflecting on Group Work II
-  Self-assessment Checklist: Group Work Process
-  Self-assessment Checklist: Group Work Process and Content
-  Self-assessment Rubric: Group Work Process
-  Peer Assessment Checklist: Group Work Process
-  Assessment Checklist: Group Work Process I (Individual Student)
-  Assessment Checklist: Group Work Process II (Whole Group)
-  Assessment Checklist: Group Work Process and Content
-  Assessment Rubric: Group Work Process

 **Problem Solving**

-  Problem-solving Model I
-  Tool: Problem-solving Planner I
-  Problem-solving Model II
-  Tool: Problem-solving Planner II
-  Tool: Problem-solving Planner III
-  Self-assessment Checklist: Problem-solving
-  Assessment Checklist: Problem-solving