

Learning Preferences Inventory Administration Tips

... Knowing your students as individual learners and as a community of learners provides essential information for planning instruction, choosing learning activities, resources, and assessments, and grouping students for learning.

Making a Difference: Meeting diverse learning needs with differentiated instruction, Alberta Education, 2010

About this Inventory

The goal of this inventory is to identify a student's learning preferences in:

- working in groups
- working alone with time to think
- making and using pictures to learn
- talking about new ideas and information
- moving and trying things out.

This information will help you design the learning environment and plan learning activities that best supports your students.




A teacher may choose to use this inventory several different ways, such as:

- an interview with an adult
- an observation checklist
- a self-reflection tool for students to complete independently.

It may be helpful to use a combination of student self-reporting and the observation of one or more teachers to create a summary score.

Scoring

Multiply the number of checkmarks according to the points scoring chart, and then enter the number of checkmarks in the following Tallying table.

 3 points Describes your behaviour most of the time
 2 points Describes your behaviour some of the time
 1 point Not often describes your behaviour

For example, if a student has checked off “most of the time” twice in questions 1–6, you will multiply by 3 and enter a score of 6 in that column. You will multiply the “some of the time” checkmarks by 2, and the “not often” checkmarks by 1. Add each line and enter the result in Total Score.

The student's learning preference is based on the highest score in each of the five areas: Working in groups; Working alone with time to think; Making and using pictures to learn; Talking about new ideas and information; Moving and trying things out.

Tallying

Use the inventory scores to complete this chart.

Questions	Total Score	Most of the time (13 to 18)	Some of the time (8 to 12)	Not often (7 or lower)
1–6: Working in groups				
7–12: Working alone with time to think				
13–18: Making and using pictures to learn				
19–24: Talking about new ideas and information				
25–30: Moving and trying things out				